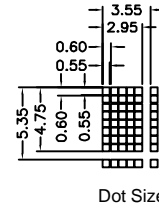
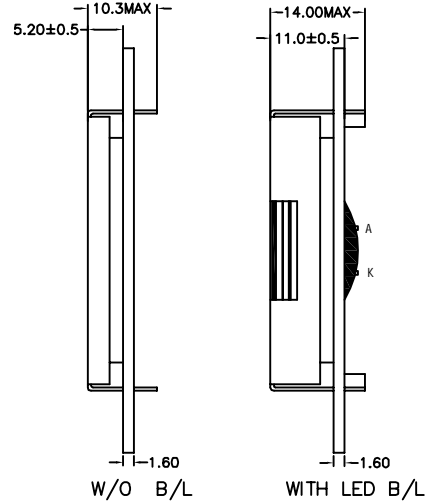
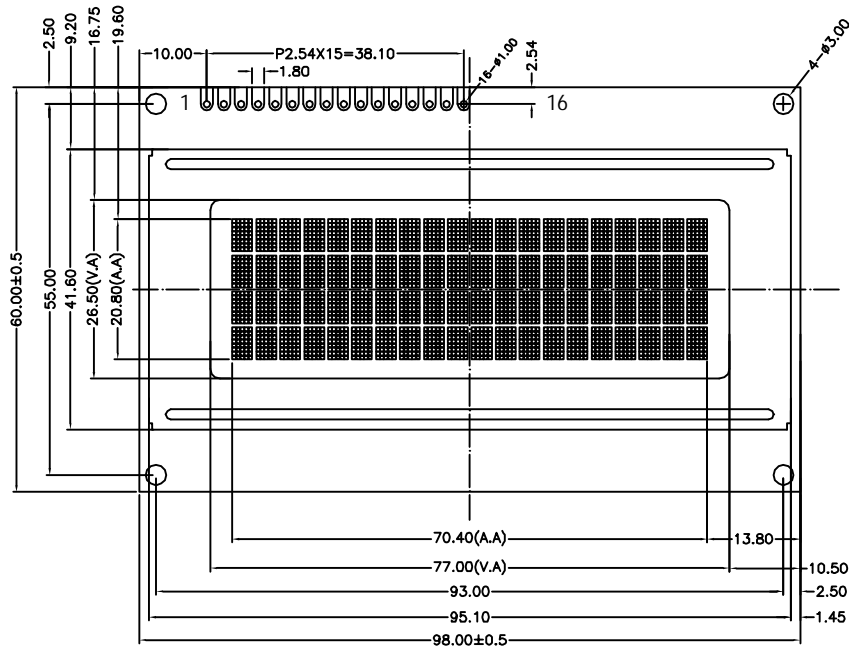


PC-200403 Series

OUTLINE DIMENSION



MECHANICAL DIMENSION	
Overall Dimension (mm)	98.0 X 60.0 X 10.3/14.0
Viewing Area (mm)	77.0 X 26.5
Format	4 lines X 20 Characters
Dot Size (mm)	0.55 X 0.55
Dot Pitch (mm)	0.60 X 0.60

ABSOLUTE MAXIMUM RATINGS				
Parameter	Symbol	MIN	MAX	Unit
Supply Voltage for Logic	V _{dd} -V _{ss}	-0.3	+7.0	V
Supply Voltage for LCD	V _{lcd}	V _{dd} - 12.0	V _{dd} + 0.3	V
Input Voltage	V _{in}	-0.3	V _{dd} + 0.3	V

ELECTRICAL CHARACTERISTICS (V _{DD} =5.0V ; Top=25° C)					
Parameter	Symbol	MIN	Typical	MAX	Unit
Power Supply Voltage	V _{dd} -V _{ss}		5.0		V
LCD Operating Voltage	V _{op}		4.5		V
LCM Current Consumption	I _{dd}				mA
Backlight Current Consumption	LED (Edge)			60	mA
	LED (Array)				mA
Driving Method	1/16 Duty 1/5 Bias				

PIN ASSIGNMENT		
Pin No.	Symbol	Function
1	VSS	Power Supply (GND)
2	VDD	Power Supply (+)
3	V0	Contrast Adjust
4	RS	Register select signal
5	R/W	Data Read / write
6	E	Enable Signal
7	DB0	Data Bus Line
8	DB1	Data Bus Line
9	DB2	Data Bus Line
10	DB3	Data Bus Line
11	DB4	Data Bus Line
12	DB5	Data Bus Line
13	DB6	Data Bus Line
14	DB7	Data Bus Line
15	LEDA	Power Supply for LED B/L (+)
16	LEDK	Power Supply for LED B/L (-)

NOTES

IC Controller / Driver: SPLC780D Or Equivalent
LCD Options : FSTN, Y/G STN, Grey STN, Blue STN
Backlight Options : None, Yellow-Green LED, White LED, Amber LED, Blue LED
Viewing Angle Options : 6:00, 12:00
Operating Temperature : -20° C - +70° C
Storage Temperature : -30° C - +80° C