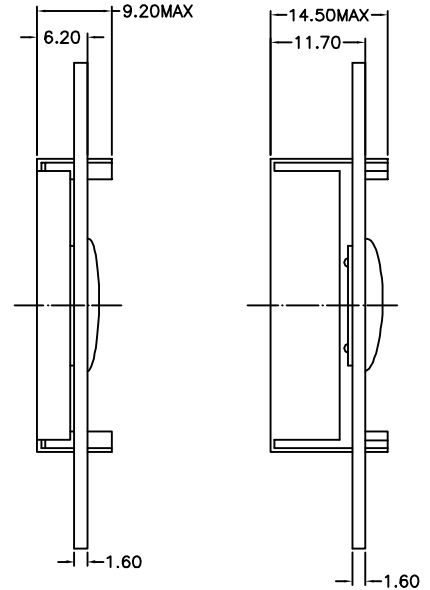
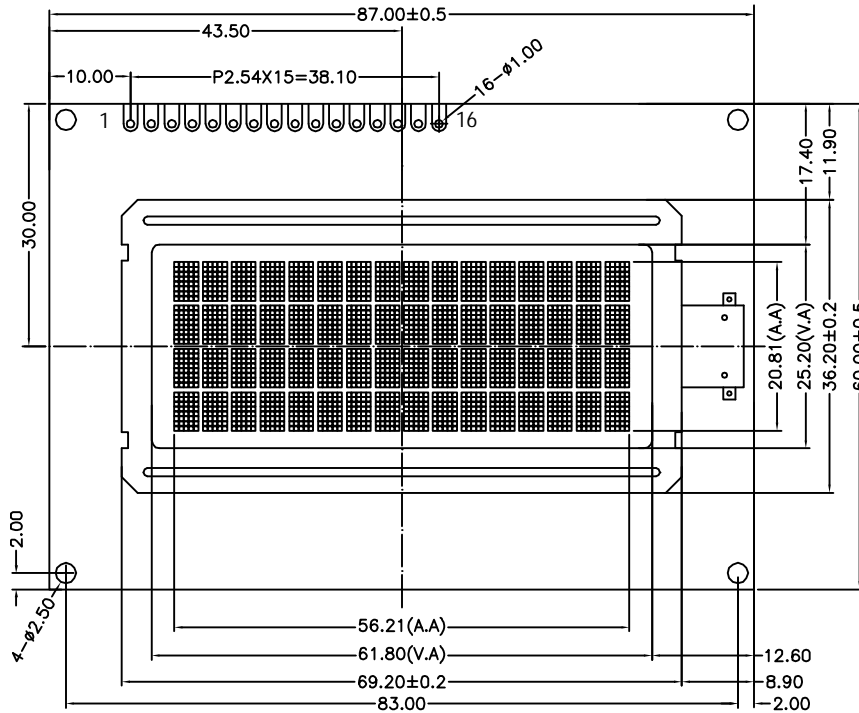
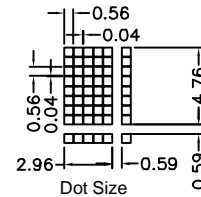


# PC-160401 Series

## OUTLINE DIMENSION



W/O B/L WITH LED B/L



MECHANICAL DIMENSION	
Overall Dimension (mm)	87.0 X 60.0 X 9.2/13.5/14.0/14.5
Viewing Area (mm)	61.8 X 25.2
Format	4 lines X 16 Characters
Dot Size (mm)	0.56 X 0.56
Dot Pitch (mm)	0.60 X 0.60

ABSOLUTE MAXIMUM RATINGS				
Parameter	Symbol	MIN	MAX	Unit
Supply Voltage for Logic	Vdd-Vss	-0.3	+7.0	V
Supply Voltage for LCD	Vlcd	Vdd - 12.0	Vdd + 0.3	V
Input Voltage	Vin	-0.3	Vdd +0.3	V

ELECTRICAL CHARACTERISTICS ( VDD=5.0V ; Top=25° C )					
Parameter	Symbol	MIN	Typical	MAX	Unit
Power Supply Voltage	Vdd-Vss		5.0		V
LCD Operating Voltage	Vop		4.8		V
LCM Current Consumption	Idd				mA
Backlight Current Consumption	LED (Edge)				mA
	LED (Array)				mA
Driving Method	1/16 Duty 1/5 Bias				

### NOTES

**IC Controller / Driver:** SPLC780D Or Equivalent  
**LCD Options:** FSTN,Blue STN,Grey STN,Y/G STN  
**Backlight Options:** None,White LED,Yellow-Green LED,  
**Viewing Angle Options :** 6:00,12:00  
**Operating Temperature :** -20° C - +70° C  
**Storage Temperature :** -30° C - +80° C

PIN ASSIGNMENT		
Pin No.	Symbol	Function
1	VSS	Power Supply (GND)
2	VDD	Power Supply (+)
3	V0	Contrast Adjust
4	RS	Register select signal
5	R/W	Data Read / write
6	E	Enable Signal
7	DB0	Data Bus Line
8	DB1	Data Bus Line
9	DB2	Data Bus Line
10	DB3	Data Bus Line
11	DB4	Data Bus Line
12	DB5	Data Bus Line
13	DB6	Data Bus Line
14	DB7	Data Bus Line
15	LEDA	Power Supply for LED B/L (+)
16	LEDK	Power Supply for LED B/L (-)